
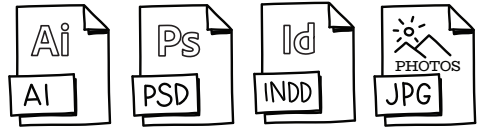


Adgraphix file prep. **Fast Facts**

In the digital print industry there's a phrase that goes "👹 in 👹 out!"
It's very true! ... Here are some tips to ensure your files are good,
so your print results are good!

Adobe Illustrator is the best app for creating
signage and large format printing designs.

We prefer  but you can also send us



Before you save...



Add bleed to the artboard*



Ensure images have adequate resolution*

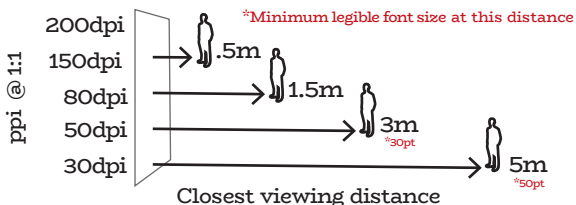


Convert fonts to paths / curves

*Let it bleed

Direct & face mounted prints	10mm
Fabric	40mm
Wall murals	20mm
Mesh	50mm

*That resolution



If you've worked to scale - double check your image resolutions will be correct at 1:1.

When you save...



.ai

- Create pdf compatible file
- Include linked files



.ind

- We've prefer packaged InDesign files



.pdf

- Adobe PDF Preset: [High Quality Print]
- Compression : Do not downsample



Leave no mark

We appreciate the sentiment, but we really don't need any marks or crops, thanks!

Some final points



If there is a template included in your quote, please use it!



Please also supply a low res JPEG or SCREENSHOT for a visual reference.



A Handy Tip!

Putting the final dimensions of your design in the file name earns you extra points!



For complicated or larger projects it is best to provide packaged working files.
Or, feel free to talk to our prepress team to discuss the best way forward.

FOR MORE DETAILED INFO CHECK OUT OUR FULL FILE PREP FORM

